

TEMPERATURE-COMPENSATED PRESSURE SENSOR MODEL 6-06 (19mm)

The **Model 6-06** is specifically designed for use in a broad variety of OEM applications where accurate, reliable, high performance pressure measurement is required.

The small size of the **Model 6-06** (19mm OD), media-isolated diaphragm & rugged construction is ideal for inclusion into systems where the OEM will provide environmental protection & output signal amplification.

The **Model 6-06** is temperature compensated for 0°C to 85°C, (32°F to 185°F) & operates over an even wider temperature range, from -40°C to 125°C (-40°F to 257°F).

Pressure ranges for 200PSI to 5000PSI as standard.

All wetted parts are manufactured from highly corrosion-resistant 316L stainless steel.

The **Model 6-06** utilizes a media-isolated 6th generation micro-machined silicon pressure sensor, which is designed to provide exceptional stability & very low noise.

The modular product platform design on the **Model 6-06** allows user-specified modifications while maintaining product integrity.

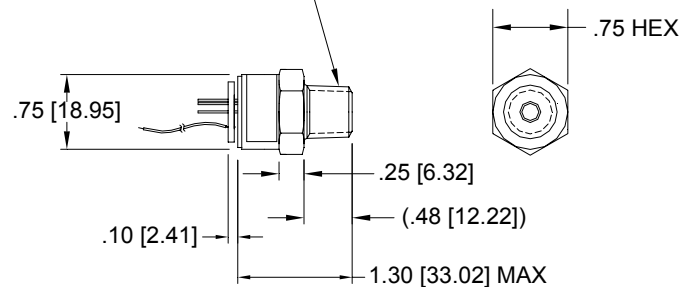


*Wide Choice of
Pressure Ranges &
Fittings*

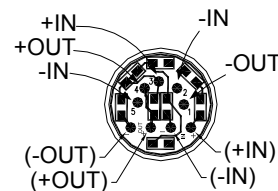
*Highly Corrosion
Resistant*

*Exceptional Long-term
Stability*

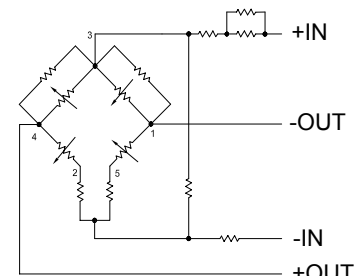
FOR ACTUAL DIMENSIONS
SEE OUTLINE DRAWING



1/4" NPT FITTING SHOWN
INCHES [mm]



PIN ARRANGEMENT
TYPICAL FOR ALL OPTIONS



COMPENSATION SCHEMATIC

- *Fluid Control*
- *Liquid Level*
- *Lubrication Systems*
- *Gas Compressors*
- *Chemical Processing Systems*
- *Wastewater Treatment*
- *HVAC & Refrigeration*
- *Test Stands*

MODEL 6-06

19MM COMPENSATED PRESSURE TRANSDUCER

Product Specifications

Performance

Output Signal	10 mV/V
Accuracy L, R & H	±0.25%FSO (Typical)
Zero Offset	±2mV (Maximum)
Long-term Stability	±0.20%FSO/Year
Compensated Temperature	0°C to 85°C (32°F to 185°F)
Temperature Effect	±2.0% FSO (Maximum)

Operating

Input Power	5 VDC (15 VDC Max)
Insulation Resistance	100 megohms @ 100 VDC
Dielectric Strength	500 VDC or VAC
Proof Pressure	200% of Rated Range
Burst Pressure	300% of Rated Range
Weight	46g (1.6oz)

Environmental

Operating Temperature	-40°C to 125°C (-40°F to 257°F)
Wetted Parts	316L SST
Vibration	15 G's, 10-2000Hz
Shock	100 G's for 11ms, Half-sine
Life	100 Million Full Scale Cycles

Ordering Information

6 - 06 X - XX X X - XX

Instrument Family

6 = Silicon Strain Gage

Sensor Type

06 = Compensated 19mm mV Output

Reference Pressure

0 = Absolute 1 = Vented Gage

2 = Sealed Gage

Pressure Ranges

Absolute & Vented Gage		Sealed Gage
00 = 0 - 3 PSI	07 = 0 - 60 PSI	12 = 0 - 300 PSI
01 = 0 - 5 PSI	08 = 0 - 100 PSI	13 = 0 - 500 PSI
02 = 0 - 15 PSI	09 = 0 - 150 PSI	14 = 0 - 1000 PSI
03 = 0 - 20 PSI	10 = 0 - 200 PSI	
04 = 0 - 25 PSI	11 = 0 - 250 PSI	
05 = 0 - 30 PSI		
06 = 0 - 50 PSI		

Pressure Fittings

0 = MS33656-E4 Male	5 = 19mm Weld Ring
1 = 7/16-20 Straight, Male	w/O-ring Groove
2 = 1/4-18 NPT, Male	6 = G 1/4 British Std Pipe, Female
3 = 1/8-27 NPT, Male	7 = 1/8-27 NPT, Female
4 = 19mm Weld Ring	8 = Flush Diaphragm

Electrical Connections

1 = 2" Ribbon, 4-wire	2 = 4-Wire Flying Leads, 4" long
-----------------------	----------------------------------

Custom Configurations

00 = No Custom Requirements



An Electromotive Solutions Company

ISO 9001:2000 & AS9100:2004 Certified

2800 ANVIL STREET NORTH ST. PETERSBURG, FL 33710 USA

PHONE: (727) 347-2181 Fax: (727) 347-7520 Email: sales@vsensors.com